






Antena Omni MIMO

698-2700 MHz


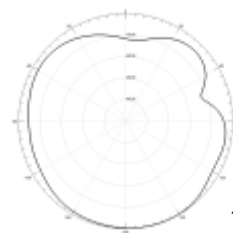

CARACTERÍSTICAS TÉCNICAS

Frequência de Operação	698 - 960 MHz	1710 - 2700 MHz
Ganho	4,2 dBi	6,4 dBi
Ângulo de 1/2 Pot. (H).....	100°	65°
(V)	360°	
Polarização	2 x Linear	
VSWR	2.0:1	
Impedância	50 Ohms	
Máxima Potência de Entrada	100 Watts	
Conexão de Entrada	2 x N-Fêmea	
Diâmetro	≈ Ø220mm	
Material Radome	ABS	
Cor Antena	Branco	
Montagem	Teto	

PORTA 1:



PORTA 2:



900 MHz

1700 MHz

2500 MHz

O



Omnidirecional

M



Mimo

D



Dual Band

T



Fixação Teto

698/2700



698 - 2700 MHz